

GEBERIT PRODUCT PORTFOLIO

WE MANAGE WATERFLOWS

DESIGN
MEETS
FUNCTION



1905 년

알버트 에밀
게버트는 납
소재의 마감과
핏팅이 더해진 첫
목재 세정 수조를
개발하는 데 성공,
피닉스라는
브랜드로 제품을
생산

1964 년

세계 최초 벽매립형
물탱크 개발

2004 년

독일의 Mapress
Group인수 합병

2014 년

Geberit의
벽매립형 물탱크
생산 50주년

2017 년

Geberit 브랜드로
위생도기 제품 출시

1874 년

카스퍼 멜키어
알버트 게버트
(1850~1909)
는 스위스
취리히 인근
라퍼스빌이라는
오래된 마을에서
배관 업체 설립.
1900년대 초,
기업을 이은 그의
두 아들 알버트
에밀과 레오가
목재 세정 수조를
생산하기 시작

1952 년

세계 최초 PVC
세정 수조 생산

1999 년

창립 125주년
스위스 주식시장
상장

2005 년

Geberit
International
Sales AG
설립

2015 년

Keramag, Kolo,
Twyford 등의 위생
도기 브랜드를
보유한 핀란드의
Sanitec Group인수
합병

2019 년

무통기 배수 시스템
Geberit SuperTube
System 출시

EVENTFUL HISTORY

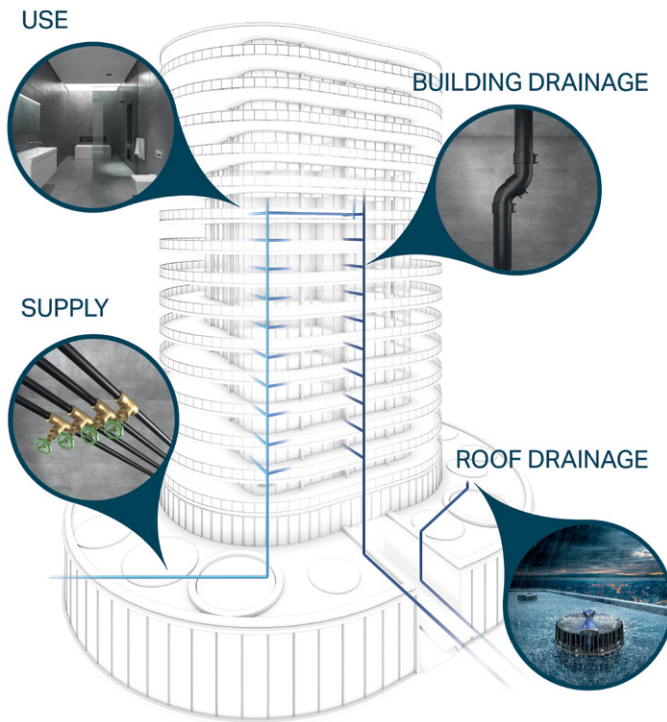
1874년, 스위스에서 창립되어 현재까지 쌓아온
경험과 기술이 지금의 Geberit을 만들었습니다.
Geberit은 위생 분야의 세계적인 리더로서 통합
시스템 솔루션을 제공 하고 있으며, 세계 위생
시장의 트렌드를 이끌고 있습니다.

Geberit은 40여개국 이상에서 12,000명 이상의
직원들과 함께 위생분야의 혁신과 안정성 그리고
자원 효율성을 위해 노력 하고 있습니다.

FROM BEGINNING TO END

GEBERIT SYSTEMS FOR THE WHOLE BUILDING

Geberit 시스템은 물의 '공급-사용-배수'에 이르는 통합 솔루션을 제공합니다.



1 공급

Geberit의 급수 배관 시스템은 안정적으로 쉽게 설치 가능하고 고온, 고압에 강하며 소음 발생이 적습니다.

2 사용

Geberit은 디자인 및 내구성이 우수한 다양한 위생 도기를 생산하고 있습니다. Geberit은 위생설비 산업에서 125년이 넘는 세월 동안 꾸준히 세계 시장의 트렌드를 이끌고 있습니다.

3 배수

Geberit 오배수 시스템은 설치가 쉽고 뛰어난 성능과 안정성 그리고 방음 효과로 다양한 분야에 적용 가능합니다.

4 지붕 우배수 시스템

Geberit 지붕 우배수 시스템은 주거 시설 및 다양한 산업 분야에 경제적이고 효율적인 솔루션을 제공합니다.

ALL INCLUSIVE

Geberit은 제품 그 이상의 가치를 제공합니다. 지속적인 연구와 개발을 통해 실용적인 기술 및 감각적인 디자인을 겸비한 최고의 제품을 개발 합니다.

다양한 제품과 가치 있는 서비스를 제공합니다.



위생 도기류,
가구류



위생
시스템



배관
시스템



운반
서비스



설치
부속



교육
서비스



사양 및
설계



기술
지원



A/S
서비스

DESIGN MEETS FUNCTION

고품질 위생도기와 현대적인
가구로 독특한 분위기를
만들어보세요. 혁신적인
시스템과 고급스러운
디자인은 Geberit 배관재와
함께 안정적인 벽매립
시스템을 만들 수 있습니다.



GEBERIT SHOWER DRAINS

욕실바닥과 벽에 자연스럽게
어울리는 Geberit 샤워 배수
시스템은 우리의 욕실에
현대적인 감각을 더해 줍니다.



GEBERIT ACTUATOR PLATES

다양한 디자인의 물내림 버튼이
준비되어 있어, 여러 환경과 개인
취향에 따라 선택할 수 있습니다.
주거용, 공용 화장실에 모두 설치
할 수 있습니다.



GEBERIT AQUACLEAN

Geberit AquaClean 비데
양변기는 일반 비데와 다른 그
이상의 가치를 보여드립니다.



GEBERIT FURNITURE

거울부터 선반, 캐비닛까지 Geberit 은 아름다운 디자인의 다양한 욕실용 가구를 제공합니다. 모든 제품은 방수 소재로 제작되었습니다.



GEBERIT FLOOR DRAINS

Geberit의 바닥 배수는 기존 배수구보다 작은 사이즈이지만, 매력적인 디자인과 우수한 성능을 자랑합니다.



GEBERIT CERAMICS

Geberit은 세면대부터 양변기, 소변기까지 위생도기 전 제품을 생산합니다. 욕실에 필요한 모든 것이 준비되어 있습니다.

DESIGN
MEETS
FUNCTION


KNOW-HOW INSTALLED

Geberit의 배관 시스템은 위생 기술 분야에서 125년간 축적된 주거, 산업 및 공공 건물의 급수 시스템 부터 지붕 및 건물에 설치되는 배수시스템까지의 Know-how를 가지고 있습니다. 또한 수리학, 방화, 방음, 환경 분야 등 폭 넓은 범위의 최첨단 기술을 제공합니다.



GEBERIT MEPLA

3중 복합 급수 배관은 설치가 매우 쉬우며 다양한 분야에 사용됩니다.



GEBERIT HDPE

다양한 환경에서 사용가능한 Geberit 배수 배관은 강한 내충격성과 내열성을 자랑하고 선제적이 가능한 HDPE 재질로 생산되며 반영구적으로 사용 할 수 있습니다.



GEBERIT PREWALL INSTALLATION

민벽 및 선반 구조의 사전 조립 가능한 제품으로 모든 건축 분야에 맞춤형 솔루션으로 적용할 수 있으며, 벽 쪽에 대한 방음 효과도 있습니다.



GEBERIT MAPRESS

총 4가지 재질의 배관으로 구성 되어 전반적인 산업 분야에 적합한 금속 배관 시스템입니다. 주거 및 다양한 산업 분야에 적용 가능합니다.

**KNOW
HOW
INSTALLED**

CONTENTS

10 CONCEALED CISTERNS



13 ACTUATOR PLATES



24 GEBERIT BATHROOM CERAMICS

28

SHOWER
DRAINS




36

PUBLIC
SOLUTIONS



44

GEBERIT
BATHROOM
COLLECTION



52

WASTE WATER
DRAINAGE SYSTEMS



56

WATER SUPPLY
SYSTEMS



→ Geberit Smyle WC with Sigma50 actuator plate

GEBERIT CONCEALED SOLUTIONS

THE TRADITION OF HIDING CISTERNS

전 세계에 7천만개 이상이 설치되어 있으며, 이는 제품의 안전성을 입증합니다. 또한, Geberit의 HDPE 소재의 물탱크는 55년 이상의 경험과 품질로 신뢰를 받아오고 있습니다.

EVENTFUL HISTORY, CONSTANT INNOVATION.

Geberit은 1964년 부터 제품의 개선과 발전을 위해 노력하고 있으며 물탱크의 품질과 기능을 지속적으로 개발하고 있습니다.



BEAUTIFUL DESIGN

물내림 누름 버튼은 욕실 디자인에 포인트가 될 수 있습니다. Geberit 벽걸이형 양변기와 함께 다양한 디자인을 제공합니다.



INNOVATIVE AND FUNCTIONAL DESIGN

일부 물내림 누름버튼은 지문 방지 코팅이 되어 있으며 공용 화장실에서도 사용 가능한 강한 내구성을 가지고 있습니다. 옵션에 따라 냄새 제거 장치와 같이 설치 할 수 있습니다.



WITHSTANDING HEAVY LOAD

Geberit의 벽걸이 시스템은 400kg의 무게를 견딜 수 있도록 설계되어 최종 테스트 후 판매가 됩니다.



SAVING WATER

Geberit의 벽걸이 시스템은 Dual Flush로 물 소비량을 지속적으로 줄일 수 있습니다.



OPENING SPACE

벽매립형 시스템을 통해 욕실 공간이 더욱 넓어 집니다.



EASY TO CLEAN

벽걸이형 시스템을 통해 바닥 공간의 청소가 더욱 용이하여 위생적 입니다.




TOOL-FREE MAINTENANCE

누름 버튼과 벽매립형 물탱크를 유지보수 하기 위한 별도의 공구가 필요 없습니다.



PREMIUM QUALITY

Geberit의 모든 제품은 수 십년 동안 입증된 스위스 기술이 적용되어 매우 높은 안정성과 내구성으로 세계에서 가장 안전한 위생 제품 입니다.



↑

1964년 최초의 숨겨진 벽매립형 물탱크



↑

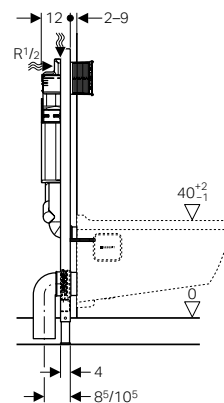
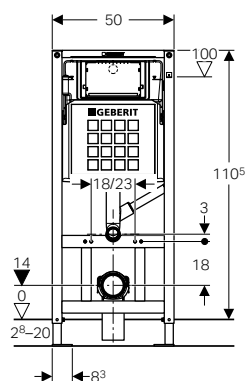
현대 기술을 사용한 벽매립형 물탱크

GEBERIT SIGMA CONCEALED CISTERNS

Sigma Duofix, Siphonic

→ 224.035.00.1

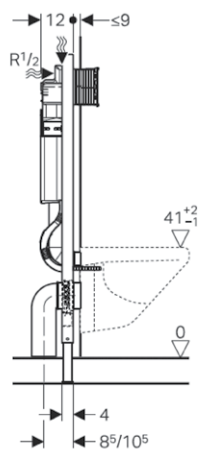
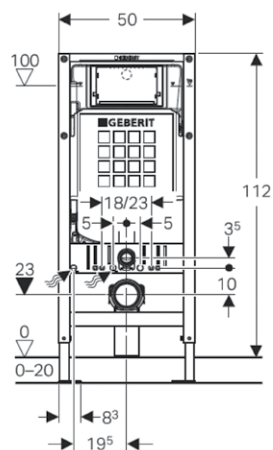
Thickness: 120mm
 Height: 1,105mm
 Flush large: 6L
 Flush small: 4L
 Flow pressure: 0.1 - 10 bar



Sigma Duofix, Washdown

→ 224.212.00.2

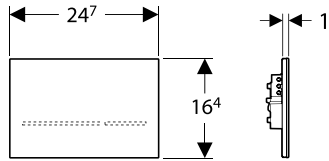
Thickness: 120mm
 Height: 1,120mm
 Flush large: 5L
 Flush small: 3.5L
 Flow pressure: 0.1 - 10 bar



GEBERIT SIGMA ACTUATOR PLATES

Sigma80

Flush technology:
dual flush, infrared



→ **116.090.SG.6**
Plate: Black glass
Material: Glass

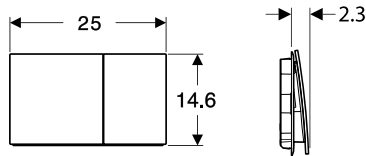


→ **116.090.SM.6**
Plate: Reflective glass
Material: Glass

* Installation set required -
→ Art no: 115.861.00.6
Extension cable -
→ Art no: 244.094.00.1

Sigma70

Flush technology:
dual flush



→ **115.622.SI.1**
Plate: White
Material: Glass



→ **115.622.SJ.1**
Plate: Black
Material: Glass



→ **115.622.JK.1**
Plate: Lava
Material: Glass



→ **115.622.JL.1**
Plate: Sand grey
Material: Glass



→ **115.622.QB.1**
Plate: Red gold Brushed,
Easy-to-clean coated
Material: Stainless steel



→ **115.622.QD.1**
Plate: Black chrome Brushed,
Easy-to-clean coated
Material: Stainless steel



→ **115.622.QF.1**
Plate: Brass-coloured Brushed,
Easy-to-clean coated
Material: Stainless steel



→ **115.622.1A.1**
Plate: Black matt,
Easy-to-clean coated
Material: Stainless steel



→ **115.622.FW.1**
Plate: Black matt Brushed,
Easy-to-clean coated
Material: Stainless steel



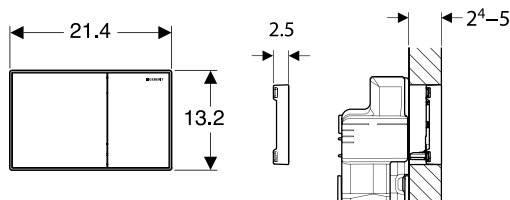
→ **115.622.JT.1**
Plate: White matt,
Easy-to-clean coated
Material: Stainless steel

* Bright chrome cover frame
→ Art no: 115.623.21.1

* Black chrome cover frame
→ Art no: 115.623.QC.1

Sigma60

Flush technology:
dual flush



→ **115.640.GH.1**
Buttons: Brushed chrome,
Easy-to-clean coated
Frame: Bright chrome
Stripes: Bright chrome
Material: Die-cast zinc



→ **115.640.SI.1**
Buttons: White glass
Frame: Bright chrome
Stripes: Mirrored
Material: Glass, Die-cast zinc



→ **115.640.SJ.1**
Buttons: Black glass
Frame: Bright chrome
Stripes: Mirrored
Material: Glass, Die-cast zinc



→ **115.640.JK.1**
Buttons: Lava glass
Frame: Bright chrome
Stripes: Mirrored
Material: Glass, Die-cast zinc



→ **115.640.JL.1**
Buttons: Sand grey glass
Frame: Bright chrome
Stripes: Mirrored
Material: Glass, Die-cast zinc

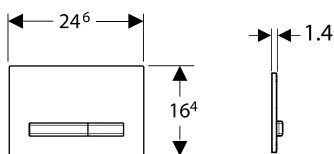
* Installation set required -
→ Art no: 244.094.00.1

* Brushed chrome cover frame:
→ Art no: 115.641.GH.1 (Easy-to-clean)
→ Art no: 115.641.21.1

GEBERIT SIGMA ACTUATOR PLATES

Sigma50


Flush technology:
dual flush



→ **115.670.00.2**
Plate: Customisable
Buttons: Red gold,
Easy-to-clean coated
Material: Die-cast zinc



→ **115.671.00.2**
Plate: Customisable
Buttons: Black chrome,
Easy-to-clean coated
Material: Die-cast zinc



→ **115.672.00.2**
Plate: Customisable
Buttons: Brass,
Easy-to-clean coated
Material: Die-cast zinc



→ **115.788.00.2**
Plate: Customisable
Buttons: Chrome,
Easy-to-clean coated
Material: Die-cast zinc



→ **115.670.11.2**
Plate: White
Buttons: Red gold,
Easy-to-clean coated
Material: Die-cast zinc, Plastic



→ **115.671.11.2**
Plate: White
Buttons: Black chrome,
Easy-to-clean coated
Material: Die-cast zinc, Plastic



→ **115.672.11.2**
Plate: White
Buttons: Brass,
Easy-to-clean coated
Material: Die-cast zinc, Plastic



→ **115.788.11.2**
Plate: White alpine
Buttons: Chrome,
Easy-to-clean coated
Material: Die-cast zinc, Plastic




→ **115.788.SD.2**
Plate: Smoked glass reflective
Buttons: Chrome,
Easy-to-clean coated
Material: Die-cast zinc, Glass



→ **115.788.JK.2**
Plate: Lava glass
Buttons: Chrome,
Easy-to-clean coated
Material: Die-cast zinc, Glass




→ **115.788.JL.2**
Plate: Sand grey glass
Buttons: Chrome,
Easy-to-clean coated
Material: Die-cast zinc, Glass




→ **115.670.DW.2**
Plate: Black
Buttons: Red gold,
Easy-to-clean coated
Material: Die-cast zinc, Plastic



→ **115.788.TG.2**
Plate: Sand glass
Buttons: Chrome,
Easy-to-clean coated
Material: Die-cast zinc, Glass



→ **115.671.DW.2**
Plate: Black
Buttons: Black chrome,
Easy-to-clean coated
Material: Die-cast zinc, Plastic



→ **115.672.DW.2**
Plate: Black
Buttons: Brass,
Easy-to-clean coated
Material: Die-cast zinc, Plastic




→ **115.788.DW.2**
Plate: Jet black RAL 9005
Buttons: Chrome,
Easy-to-clean coated
Material: Die-cast zinc, Plastic



→ **115.670.JM.2**
Plate: Mustang slate
Buttons: Red gold,
Easy-to-clean coated
Material: Die-cast zinc, Slate



→ **115.671.JM.2**
Plate: Mustang slate
Buttons: Black chrome,
Easy-to-clean coated
Material: Die-cast zinc, Slate



→ **115.672.JM.2**
Plate: Mustang slate
Buttons: Brass,
Easy-to-clean coated
Material: Die-cast zinc, Slate




→ **115.788.JM.2**
Plate: Mustang slate
Buttons: Chrome,
Easy-to-clean coated
Material: Die-cast zinc, Slate



→ **115.670.JV.2**
Plate: Concrete
Buttons: Red gold,
Easy-to-clean coated
Material: Die-cast zinc, Concrete



→ **115.671.JV.2**
Plate: Concrete
Buttons: Black chrome,
Easy-to-clean coated
Material: Die-cast zinc, Concrete



→ **115.672.JV.2**
Plate: Concrete
Buttons: Brass,
Easy-to-clean coated
Material: Die-cast zinc, Concrete



→ **115.788.JV.2**
Plate: Concrete
Buttons: Chrome,
Easy-to-clean coated
Material: Die-cast zinc, Concrete



→ **115.670.JX.2**
Plate: Black walnut
Buttons: Red gold,
Easy-to-clean coated
Material: Die-cast zinc, Wood



→ **115.671.JX.2**
Plate: Black walnut
Buttons: Black chrome,
Easy-to-clean coated
Material: Die-cast zinc, Wood



→ **115.672.JX.2**
Plate: Black walnut
Buttons: Brass,
Easy-to-clean coated
Material: Die-cast zinc, Wood




→ **115.788.JX.2**
Plate: Black walnut
Buttons: Chrome,
Easy-to-clean coated
Material: Die-cast zinc, Wood



→ **115.788.GH.2**
Plate: Brushed chrome
Buttons: Chrome,
Easy-to-clean coated
Material: Die-cast zinc, Brass



→ **115.788.21.2**
Plate: Bright chrome
Buttons: Chrome,
Easy-to-clean coated
Material: Die-cast zinc, Brass



NEW

→ **115.670.QB.2**
Plate: Red gold
Buttons: Red gold,
Easy-to-clean coated
Material: Die-cast zinc, Brass



NEW

→ **115.671.QD.2**
Plate: Black chrome
Buttons: black chrome,
Easy-to-clean coated
Material: Die-cast zinc, Brass




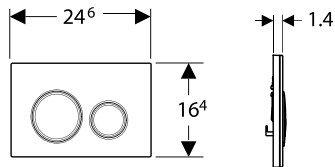
NEW

→ **115.672.QF.2**
Plate: brass-coloured
Buttons: brass,
Easy-to-clean coated
Material: Die-cast zinc, Brass

GEBERIT SIGMA ACTUATOR PLATES

Sigma21

Flush technology:
dual flush



→ **115.650.00.1**
Plate & Buttons: Customisable
Ring: Red gold
Material: Die-cast zinc



→ **115.651.00.1**
Plate & Buttons: Customisable
Ring: Black chrome
Material: Die-cast zinc



→ **115.652.00.1**
Plate & Buttons: Customisable
Ring: Brass
Material: Die-cast zinc



→ **115.884.00.1**
Plate & Buttons: Customisable
Ring: Bright chrome
Material: Die-cast zinc



→ **115.650.JM.1**
Plate & Buttons: Mustang slate
Ring: Red gold
Material: Die-cast zinc, Slate



→ **115.651.JM.1**
Plate & Buttons: Mustang slate
Ring: Black chrome
Material: Die-cast zinc, Slate



→ **115.652.JM.1**
Plate & Buttons: Mustang slate
Ring: Brass
Material: Die-cast zinc, Slate



→ **115.884.JM.1**
Plate & Buttons: Mustang slate
Ring: Bright chrome
Material: Die-cast zinc, Slate



→ **115.650.JV.1**
Plate & Buttons: Concrete
Ring: Red gold
Material: Die-cast zinc, Concrete



→ **115.651.JV.1**
Plate & Buttons: Concrete
Ring: Black chrome
Material: Die-cast zinc, Concrete



→ **115.652.JV.1**
Plate & Buttons: Concrete
Ring: Brass
Material: Die-cast zinc, Concrete



→ **115.884.JV.1**
Plate & Buttons: Concrete
Ring: Bright chrome
Material: Die-cast zinc, Concrete



→ **115.650.JX.1**
Plate & Buttons: Black walnut
Ring: Red gold
Material: Die-cast zinc, Wood



→ **115.651.JX.1**
Plate & Buttons: Black walnut
Ring: Black chrome
Material: Die-cast zinc, Wood



→ **115.652.JX.1**
Plate & Buttons: Black walnut
Ring: Brass
Material: Die-cast zinc, Wood



→ **115.884.JX.1**
Plate & Buttons: Black walnut
Ring: Bright chrome
Material: Die-cast zinc, Wood



→ **115.650.SI.1**
Plate & Buttons: White
Ring: Red gold
Material: Die-cast zinc, Glass




→ **115.651.SI.1**
Plate & Buttons: White
Ring: Black chrome
Material: Die-cast zinc, Glass



→ **115.652.SI.1**
Plate & Buttons: White
Ring: Brass
Material: Die-cast zinc, Glass



→ **115.884.SI.1**
Plate & Buttons: White
Ring: Bright chrome
Material: Die-cast zinc, Glass



→ **115.650.SJ.1**
Plate & Buttons: Black
Ring: Red gold
Material: Die-cast zinc, Glass



→ **115.651.SJ.1**
Plate & Buttons: Black
Ring: Black chrome
Material: Die-cast zinc, Glass



→ **115.652.SJ.1**
Plate & Buttons: Black
Ring: Brass
Material: Die-cast zinc, Glass



→ **115.884.SJ.1**
Plate: Black
Ring: Bright chrome
Material: Die-cast zinc, Glass



→ **115.884.JK.1**
Plate & Buttons: Lava glass
Ring: Bright chrome
Material: Die-cast zinc, Glass



→ **115.884.JL.1**
Plate & Buttons: Sand grey glass
Ring: Bright chrome
Material: Die-cast zinc, Glass



→ **115.884.TG.1**
Plate & Buttons: Sand glass
Ring: Bright chrome
Material: Die-cast zinc, Glass



→ **115.761.00.1**
Plate & Buttons: Coral orange
Ring: Bright chrome
Material: Die-cast zinc, Decorative laminate



→ **115.761.00.2**
Plate & Buttons: Abyss blue
Ring: Bright chrome
Material: Die-cast zinc, Decorative laminate



→ **115.761.00.3**
Plate & Buttons: Coral pink
Ring: Bright chrome
Material: Die-cast zinc, Decorative laminate



→ **115.761.00.4**
Plate & Buttons: Camel
Ring: Bright chrome
Material: Die-cast zinc, Decorative laminate



→ **115.761.00.5**
Plate & Buttons: Beige
Ring: Bright chrome
Material: Die-cast zinc, Decorative laminate



→ **115.761.00.6**
Plate & Buttons: Grey linen
Ring: Bright chrome
Material: Die-cast zinc, Decorative laminate



→ **115.761.00.7**
Plate & Buttons: Dark Rock
Ring: Bright chrome
Material: Die-cast zinc, Decorative laminate

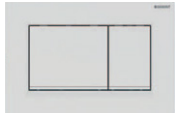
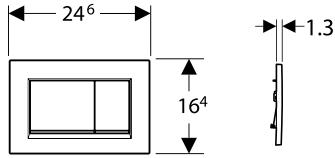


→ **115.761.00.1**
Plate & Buttons: Rouge leather
Ring: Bright chrome
Material: Die-cast zinc, Decorative laminate

GEBERIT SIGMA ACTUATOR PLATES

Sigma30


Flush technology:
dual flush



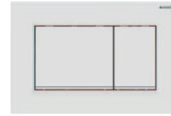
→ **115.883.01.1**
Plate & Buttons: Matt white
Stripes: White
Material: Plastic,
Easy-to-clean coated



→ **115.883.16.1**
Plate & Buttons: Matt black
Stripes: Black
Material: Plastic,
Easy-to-clean coated



→ **115.883.JT.1**
Plate & Buttons: Matt white
Stripes: Bright chrome
Material: Plastic,
Easy-to-clean coated



→ **115.883.11.1**
Plate & Buttons: White
Stripes: Matt white
Material: Plastic,
Easy-to-clean coated



→ **115.883.14.1**
Plate & Buttons: Matt black
Stripes: Bright chrome
Material: Plastic,
Easy-to-clean coated



→ **115.883.DW.1**
Plate & Buttons: Black
Stripes: Matt Black
Material: Plastic,
Easy-to-clean coated



→ **115.883.JQ.1**
Plate & Buttons: Matt chrome
Stripes: Bright chrome
Material: Plastic,
Easy-to-clean coated



→ **115.883.KH.1**
Plate & Buttons: Bright chrome
Stripes: Matt chrome
Material: Plastic



→ **115.883.KK.1**
Plate & Buttons: White
Stripes: Gold
Material: Plastic



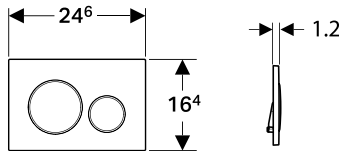
→ **115.883.KJ.1**
Plate & Buttons: White
Stripes: Bright chrome
Material: Plastic



→ **115.883.KM.1**
Plate & Buttons: Black
Stripes: Bright chrome
Material: Plastic

Sigma20

Flush technology:
dual flush



→ **115.882.KK.1**
Plate & Buttons: White
Ring: Gold
Material: Plastic



→ **115.882.KH.1**
Plate & Buttons: Bright chrome
Ring: Matt chrome
Material: Plastic




→ **115.882.KM.1**
Plate & Buttons: Black
Ring: Bright chrome
Material: Plastic



→ **115.882.KJ.1**
Plate & Buttons: White
Ring: Bright chrome
Material: Plastic



→ **115.882.DW.1**
Plate & Buttons: Black
Ring: Matt black
Material: Plastic,
Easy-to-clean coated



→ **115.882.01.1**
Plate & Buttons: Matt white
Ring: White
Material: Plastic,
Easy-to-clean coated



→ **115.882.16.1**
Plate & Buttons: Matt black
Ring: Black
Material: Plastic,
Easy-to-clean coated



→ **115.882.JT.1**
Plate & Buttons: Matt white
Ring: Bright chrome
Material: Plastic,
Easy-to-clean coated



→ **115.882.11.1**
Plate & Buttons: White
Ring: Matt white
Material: Plastic,
Easy-to-clean coated



→ **115.882.14.1**
Plate & Buttons: Matt black
Ring: Bright chrome
Material: Plastic,
Easy-to-clean coated



→ **115.882.JQ.1**
Plate & Buttons: Matt chrome
Ring: Bright chrome
Material: Plastic,
Easy-to-clean coated



→ **115.882.SN.1**
Plate & Buttons: Stainless
steel brushed
Ring: Polished
Material: Stainless steel
brushed, Easy-to-clean
coated

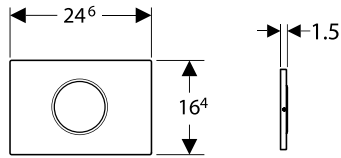


→ **115.889.SN.1** (lockable)
Plate & Buttons: Stainless
steel brushed
Ring: Polished
Material: Stainless steel
brushed, Easy-to-clean
coated

GEBERIT SIGMA ACTUATOR PLATES

Sigma10


Flush technology:
dual flush, infrared



→ 115.907.KH.6 (mains)
→ 115.908.KH.6 (battery)
Plate: Bright chrome
Ring: Matt chrome
Material: Plastic



→ 115.907.KK.6 (mains)
→ 115.908.KK.6 (battery)
Plate: White
Ring: Gold-plated
Material: Plastic



→ 115.907.KM.6 (mains)
→ 115.908.KM.6 (battery)
Plate: Black
Ring: Bright chrome
Material: Plastic



→ 115.907.KL.6 (mains)
→ 115.908.KL.6 (battery)
Plate: White
Ring: Matt chrome
Material: Plastic



→ 115.907.JQ.6 (mains)
→ 115.908.JQ.6 (battery)
Plate: Matt chrome
Ring: Bright chrome
Material: Plastic



→ 115.907.KJ.6 (mains)
→ 115.908.KJ.6 (battery)
Plate: White
Ring: Bright chrome
Material: Plastic



→ 115.907.SN.6 (mains)
→ 115.908.SN.6 (battery)
Plate: Stainless steel brushed
Ring: Polished
Material: Stainless steel




With manual flush
→ 115.890.SN.6 (mains)
→ 115.891.SN.6 (battery)
Plate: Stainless steel brushed
Ring: Polished
Material: Stainless steel




→ 115.890.16.6 (mains)
→ 115.891.16.6 (battery)
Plate: Black matt,
Easy-to-clean coated
Ring: Black
Material: Stainless steel




→ 115.890.DW.6 (mains)
→ 115.891.DW.6 (battery)
Plate: Jet black
Ring: Black matt
Material: Stainless steel



→ 115.906.16.6 (mains)
→ 115.907.16.6 (battery)
Plate: Black matt
Ring: Black matt,
Easy-to-clean coated
Material: Stainless steel



→ 115.907.DW.6 (mains)
→ 115.906.DW.6 (battery)
Plate: Jet black,
Ring: Black matt
Material: Stainless steel



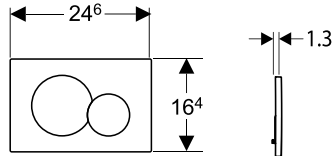
→ 115.909.16.6 (mains)
→ 115.908.16.6 (battery)
Plate: Black matt,
Easy-to-clean coated
Ring: Black
Material: Stainless steel

* Installation set required for
mains operation plates -
→ Art no: 115.861.00.6

Extension cable -
→ Art no: 244.094.00.1

Sigma01

Flush technology:
dual flush




→ 115.770.11.5
Plate: White alpine
Buttons: White alpine
Material: Plastic



→ 115.770.JQ.5
Plate: Matt chrome
Buttons: Matt chrome,
Easy-to-clean coated
Material: Plastic



→ 115.770.DW.5
Plate: Jet black RAL 9005
Buttons: Jet black RAL 9005
Material: Plastic



→ 115.770.LA.5
Plate: White
Buttons: Yellow / Green
Material: Plastic



→ 115.770.21.5
Plate: Bright chrome
Buttons: Bright chrome
Material: Plastic



→ 115.770.DT.5
Plate: Special brass galvanised
Buttons: Special brass galvanised
Material: Plastic



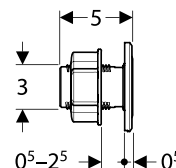
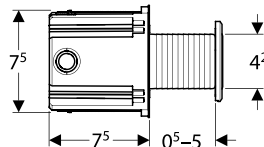
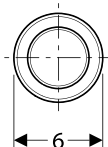
→ 115.770.KA.5
Plate: Bright chrome
Buttons: Matt chrome
Material: Plastic



→ 115.770.LB.5
Plate: White
Buttons: Blue / Red
Material: Plastic

Type 10 IR sensor

Flush technology:
dual flush, infrared



→ 115.936.14.6
Plate: Black matt
Material: Brass
Main operated



→ 115.937.14.6
Plate: Black matt
Material: Brass
Main operated



→ 115.936.SN.6
Plate: Brushed
Material: Stainless steel
Main operated



→ 115.937.SN.6
Plate: Brushed
Material: Stainless steel
Main operated

* installation set required
for mains operation plates -
→ Art no: 115.861.00.6

* Extension cable -
→ Art no: 244.094.00.1

GEBERIT DUOFRESH MODULE FOR SIGMA ACTUATORS

DuoFresh Module

Geberit 물내림 버튼 Sigam 50, Sigma30, Sigma21, Sigma10, Sigma01에만 설치 가능합니다.

→ **115.050.21.1**
Bright chrome plated
For Geberit Sigma concealed cisterns 12cm only

→ **115.050.BZ.1**
Anthracite grey
For Geberit Sigma concealed cisterns 12cm only

* Installation set required -
→ Art no: 244.999.00.1
or mounting box for WC ceramic -
→ Art no: 224.120.00.1

Power supply unit:
→ Art no: 243.971.00.1

Consumable drawer with filter:
→ Art no: 243.970.00.1

Consumable DuoFresh stick:
→ Art no: 244.900.00.1



→ Geberit Sigma50 Actuator Plate with DuoFresh Module



→ Geberit DuoFresh Module replaceable honeycomb filter

↑ GEBERIT DUOFRESH PURE AIR

Geberit 물내림 누름버튼 속 필터가 양변기 사용시 발생하는 불쾌한 냄새를 제거해 줍니다. 양변기에 앉자마자 근접 센서가 작동하여 불쾌한 냄새를 잡아 주어 항상 쾌적함을 선사합니다.

LED 방향등 덕분에 어두운 길을 밝혀주어 편안함까지 느끼실 수 있습니다. Geberit 물내림 누름버튼은 설치가 용이하며, Sigma 모델 범위 내에서 호환이 가능합니다.

FRESH AIR FOR YOUR WELL-BEING

- 불쾌한 냄새를 제거해줍니다.
- 벽매립형 시스템에 악취제거 장치 장착되었습니다.
- Sigma 모델의 물내림 누름버튼 호환 가능합니다.
- 방향등을 통해 어두울 때 편안함을 느끼실 수 있습니다.
- 사용법이 용이합니다.



→ Geberit Sigma50 actuator plate with Geberit DuoFresh Module

→ Geberit Smyle wall-hung WC

GEBERIT KAPPA CONCEALED CISTERNS

Kappa GIS, Siphonic

→ 224.179.00.1

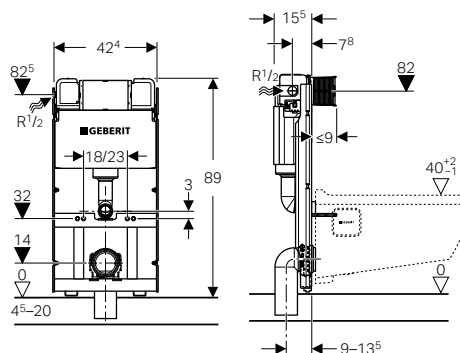
Thickness: 150mm

Height: 890mm

Flush large: 6L

Flush small: 4L

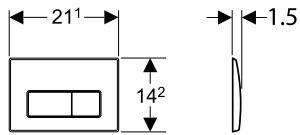
Flow pressure: 0.1 - 10 bar



GEBERIT KAPPA ACTUATOR PLATES

Kappa50

Flush technology:
dual flush



→ **115.258.00.1**
Plate: Stainless steel brushed
Buttons: Stainless steel brushed
Material: Stainless steel



→ **115.260.11.1**
Plate: White alpine
Buttons: White alpine
Material: Die-cast zinc



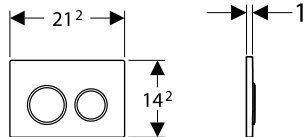
→ **115.260.21.1**
Plate: Bright chrome
Buttons: Bright chrome
Material: Die-cast zinc



→ **115.260.46.1**
Plate: Matt chrome
Buttons: Matt chrome
Material: Die-cast zinc

Kappa21

Flush technology:
dual flush



→ **115.240.KH.1**
Plate: Bright chrome
Buttons: Bright chrome
Ring: Matt chrome
Material: Plastic



→ **115.240.KJ.1**
Plate: White
Buttons: White
Ring: Bright chrome
Material: Plastic



→ **115.240.KK.1**
Plate: White
Buttons: White
Ring: Gold-plated
Material: Plastic



→ **115.240.KL.1**
Plate: White
Buttons: Matt chrome
Ring: Matt chrome
Material: Plastic



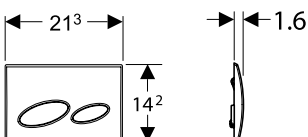
→ **115.240.KM.1**
Plate: Black
Buttons: Black
Ring: Bright chrome
Material: Plastic



→ **115.240.KN.1**
Plate: Matt chrome
Buttons: Matt chrome
Ring: Bright chrome
Material: Plastic

Kappa20

Flush technology:
dual flush



→ **115.228.11.1**
Plate: White alpine
Buttons: White alpine
Material: Plastic



→ **115.228.21.1**
Plate: Bright chrome
Buttons: Bright chrome
Material: Plastic

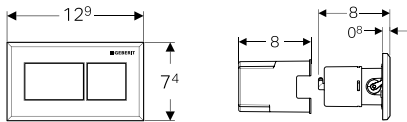


→ **115.228.46.1**
Plate: Matt chrome
Buttons: Matt chrome
Material: Plastic

GEBERIT REMOTE FLUSH ACTUATOR PLATES

Pneumatic Actuator

Flush technology:
dual flush



→ **115.932.KA.1**
Plate: Bright chrome
Buttons: Matt chrome
Material: Plastic



→ **115.932.KT.1**
Plate: Glossy white
Buttons: Brushed chrome
Material: Plastic



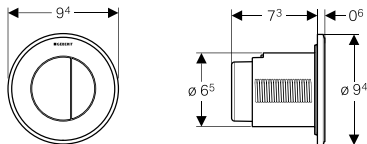
→ **115.932.KV.1**
Plate: Glossy black
Buttons: Brushed chrome
Material: Plastic



→ **115.932.GH.1**
Plate: Brushed chrome
Buttons: Brushed chrome
Material: Die cast zinc

Pneumatic Type 10

Flush technology:
dual flush



→ **116.055.KH.1**
Collar & Buttons:
Bright chrome
Ring: Matt chrome
Material: Plastic



→ **116.055.KJ.1**
Collar & Buttons: White
Ring: Bright chrome
Material: Plastic



→ **116.055.KK.1**
Collar & Buttons: White
Ring: Gold
Material: Plastic



→ **116.055.KM.1**
Collar & Buttons: Black
Ring: Bright chrome
Material: Plastic



→ **116.055.16.1**
Plate: Black matt-coated,
Easy-to-clean coated
Material: Plastic



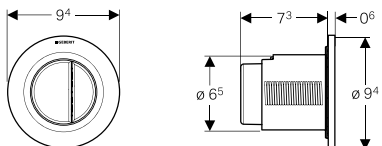
→ **116.055.DW.1**
Plate: Black
Ring: Matt black
Material: Plastic



→ **116.055.JQ.1**
Plate: Matt chrome-coated,
Easy-to-clean coated
Ring: Polished
Material: Plastic

Pneumatic Type 01

Flush technology:
dual flush



→ **116.042.11.1**
Collar: White alpine
Buttons: White alpine
Material: Plastic



→ **116.042.21.1**
Collar: Bright chrome
Buttons: Bright chrome
Material: Plastic



→ **116.042.JQ.1**
Plate: Matt-chrome,
Easy-to-clean coated
Material: Plastic



→ Geberit iCon wall-hung WC with Geberit Pneumatic Type 10 remote flush actuator

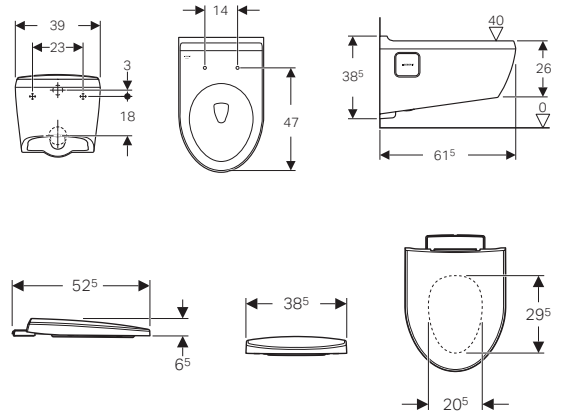


→ Geberit PurityS wall-hung WC with Sigma50 actuator plate

GEBERIT BATHROOM CERAMICS

Geberit PurityS Wall-hung WC, Siphonic

- 171.007.01.1 Wall-hung WC
- 242.986.11.1 WC Seat Cover



Available Colours:



Pearl White
→ 224.198.00.1



Urban Grey
→ 224.198.00.3



Vulcan Black
→ 224.198.00.4



Pacific Blue
→ 224.198.00.2



시원함을 느껴보세요
특허받은 기술이 적용된
우수한 세척력의 시원함을
경험하세요.



소음을 줄여보세요
자체 개발한 기술로
기존보다 배수 소음을
약 50% 줄였습니다.



깨끗함을 유지하세요
탁월한 회전 수세 기술로
배수 시 물이 변기 외부로
튀는 것을 방지합니다.



환경을 생각하세요
완벽한 디자인으로
물 사용량을 약 30%
줄였습니다.



유럽의 정교함을 경험하세요
눈에 보이지 않는 부분까지
세밀하게 디자인한
유럽의 정교함을 만나보세요.

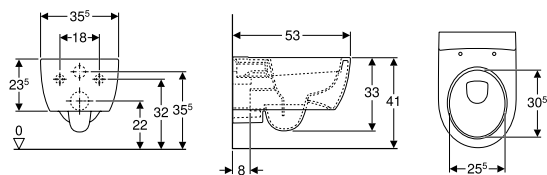


화장실에 색을 입혀 주세요
4가지 색상의 Cover Plate로
여러분의 화장실이
더욱더 다채로워집니다.

GEBERIT BATHROOM CERAMICS

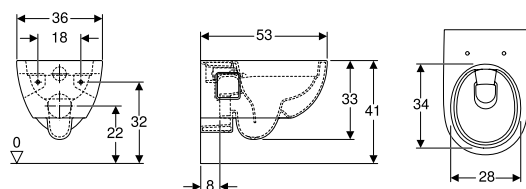
Geberit iCon Wall-hung WC, Rimfree, Washdown

→ 204060000 Wall-hung WC



Geberit Smyle Wall-hung WC, Rimfree, Washdown

→ 500.215.01.1 Wall-hung WC



WC Seat Covers

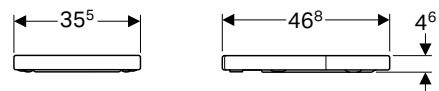
Geberit iCon

→ 574120000

iCon WC Seat cover

→ 574130000

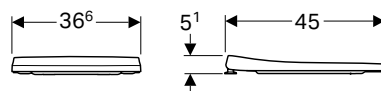
iCon WC Seat cover with soft-closing mechanism



Geberit iCon, Slim design

→ 574950000

iCon WC Seat cover, slim design with soft-closing mechanism



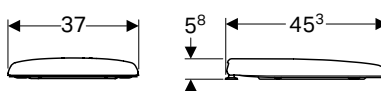
Geberit Smyle

→ 500.231.01.1

Smyle WC Seat cover

→ 500.232.01.1

Smyle WC Seat cover with soft-closing mechanism





→ Geberit iCon wall-hung WC with Geberit Sigma21 actuator plate



reddot design award
winner 2015

GEBERIT SHOWER SOLUTIONS

DISCREET

AND SMART



FLOOR EVEN SHOWER SOLUTIONS - SHOWER IN STYLE

Geberit의 Cleanline 시리즈에는 욕실 배수 트렌치가 있습니다. 뛰어난 품질로 내구성이 탄탄하며 원하는 곳에 원하는 길이만큼 설치가 가능합니다.

CROSSING THE CHANNEL

- 쉽게 설치가 가능하고 배수구의 위치를 원하는 곳에 설치할 수 있습니다.
- 고품질의 재질에 심플하고 감각적인 디자인의 제품입니다.
- 쉽고 간편하게 청소가 가능합니다.



GEBERIT WALL DRAIN FOR SHOWERS - INNOVATIVE WALL-DRAINAGE

욕실 배수 트렌치의 선호도가 높아지고 있습니다. Geberit은 기존 트렌치와는 다르게 벽 매립형 제품도 마련되어 있습니다. 또한 첨전물을 청소할 때 간편하게 청소가 가능합니다.

DISAPPEARING IN THE WALL

- Geberit의 욕실 배수 트렌치덕분에 취향에 맞는 욕실을 디자인할 수 있습니다.
- 심플하며 고급스러운 디자인의 제품으로 어디에서든 잘 어울립니다.
- 욕실 청소가 간편합니다.


GEBERIT CLEANLINE SHOWER CHANNEL

CleanLine80

Champagne, coated
Material: Stainless steel

→ **154.440.39.1**
Length: 30 - 90cm

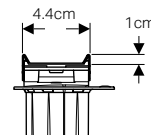
→ **154.441.39.1**
Length: 30 - 130cm



Stainless steel, brushed
Material: Stainless steel

→ **154.440.KS.1**
Length: 30 - 90cm

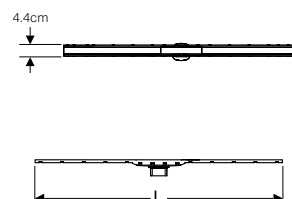

→ **154.441.KS.1**
Length: 30 - 130cm



Black chrome, polished
Material: Stainless steel

→ **154.440.QC.1**
Length: 30 - 90cm

→ **154.441.QC.1**
Length: 30 - 130cm

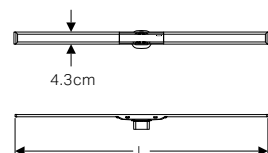
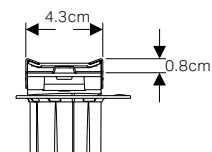



CleanLine60

Polished, brushed metal
Material: Stainless steel

→ **154.456.KS.1**
Length: 30 - 90cm

→ **154.457.KS.1**
Length: 30 - 130cm

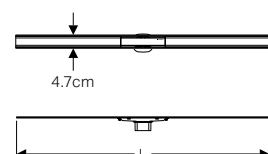
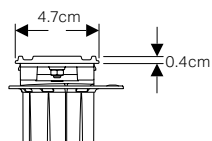



For Thin Floor

Brushed metal
Material: Stainless steel

→ **154.458.00.1**
Length: 30 - 90cm

→ **154.459.00.1**
Length: 30 - 130cm



GEBERIT CLEANLINE SHOWER CHANNEL

CleanLine50

Plate: Stainless steel, brushed
Material: Stainless steel

NEW

→ **154.446.KS.1**
Length: 30 - 90cm



Plate: Black chrome, brushed
Material: Stainless steel

NEW

→ **154.446.QC.1**
Length: 30 - 90cm



Plate: Stainless steel, brushed
Material: Stainless steel

NEW

→ **154.447.KS.1**
Length: 30 - 130cm

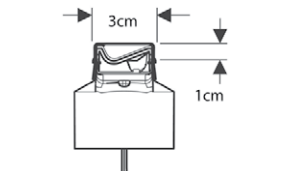



Plate: Black chrome, brushed
Material: Stainless steel

NEW

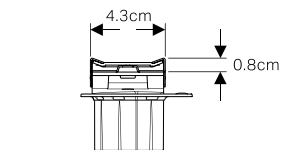

→ **154.447.QC.1**
Length: 30 - 130cm



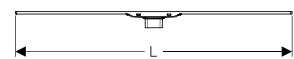
CleanLine20

Polished, brushed metal
Material: Stainless steel

→ **154.450.KS.1**
Length: 30 - 90cm



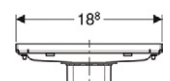
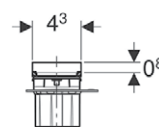

→ **154.451.KS.1**
Length: 30 - 130cm



CleanLine Tile-bearing

Customised surface
Material: Stainless steel brushed

→ **154.455.00.1**



GEBERIT CLEANLINE SHOWER CHANNEL

CleanLine Installation Set

With waste trap

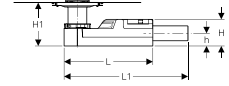
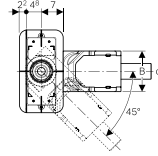
for screed height at inlet 90–220mm

→ **154.150.00.1**

Outlet diameter: 50mm

→ **154.151.00.1**

Outlet diameter: 56mm



for screed height at inlet 65–90mm

→ **154.152.00.1**

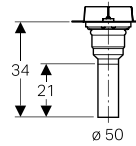
Outlet diameter: 40mm

Without waste trap

for cross-floor installation

→ **154.153.00.1**

Outlet diameter: 50mm



GEBERIT FLOOR DRAINS

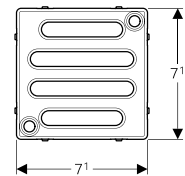
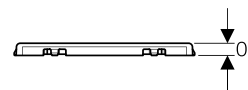
Floor Drain Grating

Lockable

→ **154.310.00.1**

Stainless steel brushed

Material: Stainless steel

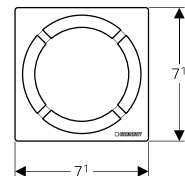
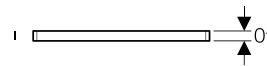



Circle

→ **154.311.00.1**

Stainless steel brushed

Material: Stainless steel

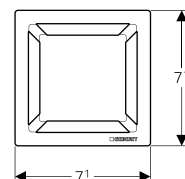
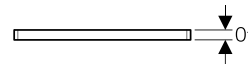



Square

→ **154.312.00.1**

Stainless steel brushed

Material: Stainless steel

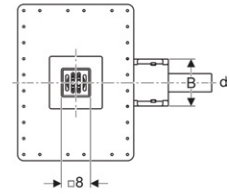
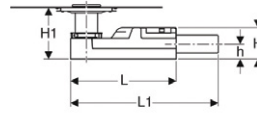



GEBERIT FLOOR DRAINS

Floor Drain

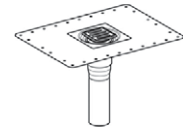
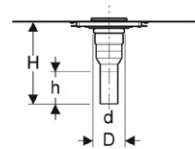
→ **154.050.00.1**

Floor construction height from 90mm



→ **154.052.00.1**

Floor construction height from 65mm



→ **154.053.00.1**

Cross-floor installation

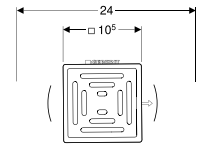
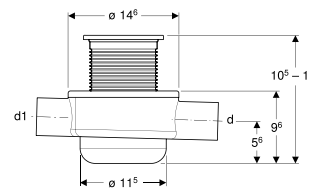
GEBERIT FLOOR DRAIN AQUOREA

Floor Drain Aquorea

Slotted Grating, Rear Inlet

→ **388.011.00.1**

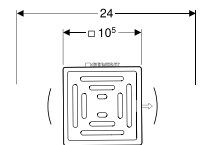
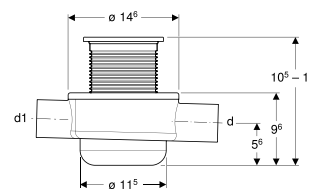
Material: PE-HD



Slotted Grating

→ **388.012.00.1**

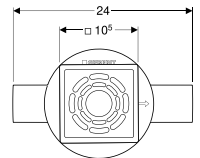
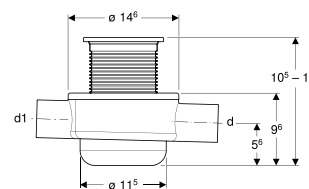
Material: PE-HD



Hole Grating

→ **388.013.00.1**

Material: PE-HD



→ **ODOUR-FREE WITHOUT WATER REFILL**

특수 디자인과 특허받은 실리콘 Membrane으로 최대 5개월 동안 불쾌한 냄새를 없앨 수 있습니다.

Geberit 욕실 배수구 Aquorea는 유지 및 설치가 용이합니다.

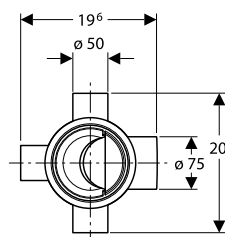
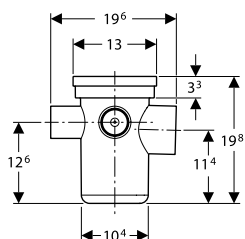
GEBERIT FLOOR COLLECTOR DRAIN

Floor Collector Drain

→ **388.001.00.1**

Outlet: 75mm, H198mm

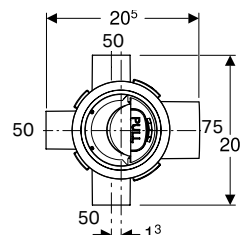
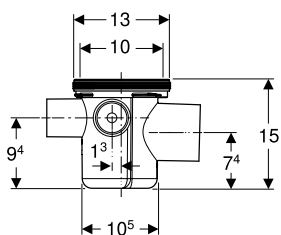
Material: PE-HD



→ **388.007.00.1**

Outlet: 75mm, H150mm

Material: PE-HD

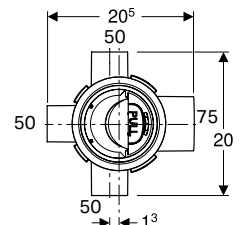
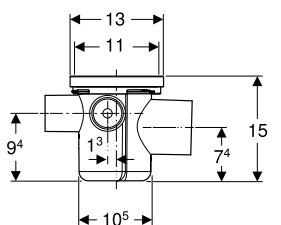


→ **388.008.00.1**

Outlet: 75mm, H150mm

Material: PE-HD

For cross-floor installation



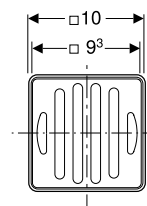
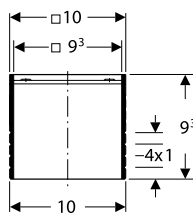
Grating for Floor Collector Drain

→ **388.009.00.1**

Outlet: 75mm, H150mm

Material: PE-HD

For cross-floor installation

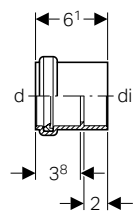
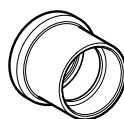


Adapter to PVC

→ **154.297.00.1**

Size: D40

Material: PE



→ **154.298.00.1**

Size: D50

Material: PE

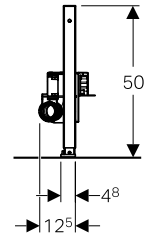
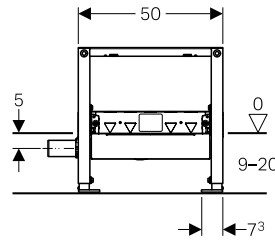
GEBERIT WALL DRAIN

Duofix Wall Drain, Half Frame

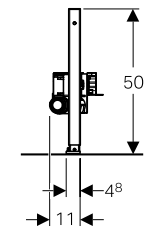
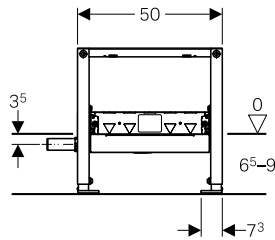
DESIGN PLUS
powered by: SH



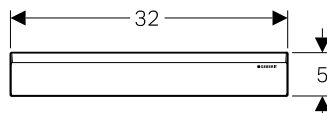
→ 111.591.00.1
Discharge outlet: 50mm



→ 111.593.00.1
Discharge outlet: 40mm



Wall Drain Cover



→ 154.335.11.1
White
Material: Plastic



→ 154.335.21.1
Bright chrome-plated
Material: Plastic



→ 154.336.FW.1
→ 154.337.FW.1 (lockable)
Stainless steel brushed
Material: Stainless steel



→ 154.338.00.1 (frameless)
→ 154.339.00.1
Customisable surface



→ Geberit VariForm square undercounter washbasins with Brenta wall-mounted sensor taps
→ Geberit Smyle urinals with flush control Type 30



GEBERIT PUBLIC SOLUTIONS

INTELLIGENT DESIGN

FLEXIBLE COMPONENTS



↑

GEBERIT URINAL SYSTEM THE COMPLETE SOLUTION

Geberit 소변기 시스템은 어디에서든 잘 어울리며 설치하기 용이한 유연한 특징을 갖고 있습니다. 소변기의 스프레이 헤드는 안쪽 부분에 위치해 있으며, 0.5L의 적은 물 사용에도 깨끗한 수세가 가능합니다. 소변기는 센서 분리형, 센서 일체형, 비수세식 3가지 버전으로 이용이 가능합니다. Geberit 소변기는 경제적일 뿐만 아니라 사용하기 간편합니다.

COMPLETELY CLEAR WHY:

- Geberit 소변기는 물 절약을 하는 환경친화적 제품입니다.
- 혁신적인 기술로 유지보수가 매우 용이합니다.
- 무테 소변기로 위생적이며 청소가 간편합니다.



↑

GEBERIT TAP SYSTEM TOUCHLESS TECHNOLOGY

Geberit 수전은 특히 사람들이 많이 드나드는 곳에서 신뢰할 수 있는 제품입니다. 수전 시스템의 모든 구성들은 컨트롤 박스 안에 안전하게 위치해 있어 쉽게 유지 보수가 가능하며 청소도 간편합니다.

TAP DANCE:

- Geberit 수전은 위생적이며 물을 절약할 수 있어 경제적이며 환경친화적 제품입니다.
- 설치가 용이하며 유지보수가 간편합니다.
- 전기식, 배터리식, 자가발전식 3가지 방식으로 공급이 가능합니다.

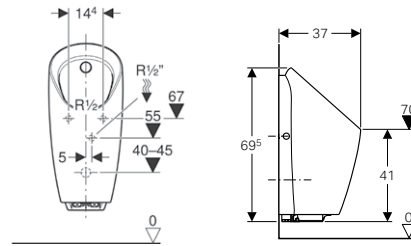
GEBERIT URINAL



Preda Urinal

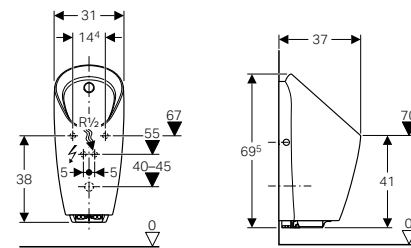
With Integrated Sensor / Battery operation

→ 116.073.00.1
White alpine



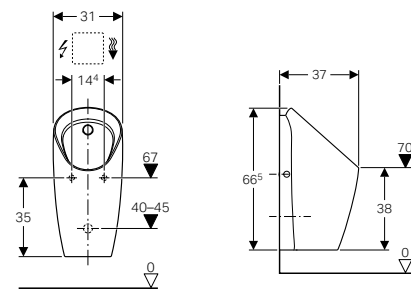
With Integrated Sensor / Mains operation

→ 116.072.00.1
White alpine



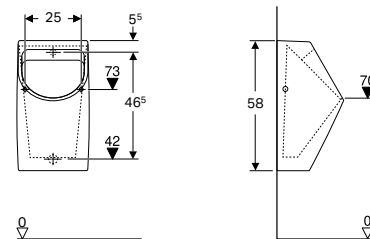
Without Integrated Sensor

→ 116.070.00.1
White alpine



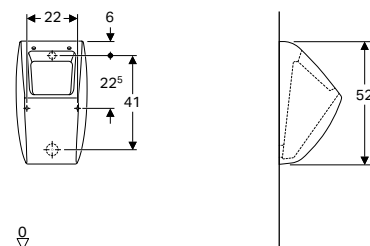
Smyle Urinal

→ 500.254.01.1
White



Pareo Urinal

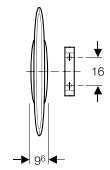
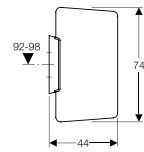
→ 236100000
White



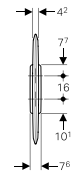
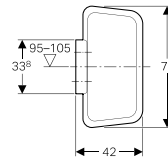
GEBERIT URINAL CONCEALED CISTERNS

Urinal Division Panel

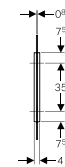
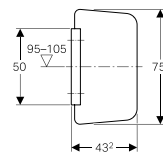
→ **115.201.11.1**
White alpine
Material: Plastic



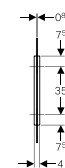
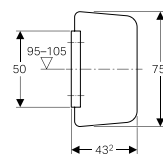
→ **115.202.11.1**
White alpine
Material: Plastic



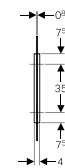
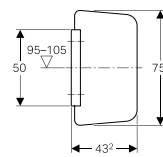
→ **115.211.CD.1**
Grey
Material: Glass



→ **115.211.TD.1**
White alpine
Material: Glass

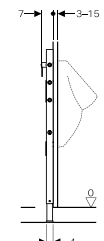
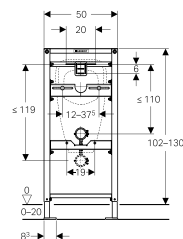


→ **115.211.TF.1**
Umber
Material: Glass



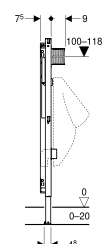
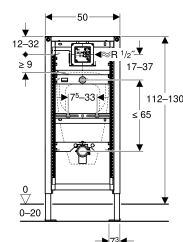
Duofix element for urinal KR

→ **224.324.00.1**
Height: 102 - 130cm



Duofix element for urinal universal

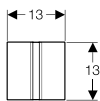
→ **111.616.00.1**
Height: 112 - 130cm




GEBERIT URINAL FLUSH CONTROL

Type 50

Flush technology:
sensor




→ **116.026.GH.1**
Plate: Brushed chrome
Material: Die-cast zinc



→ **116.026.QB.1**
Plate: Red gold
Material: Die-cast zinc

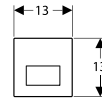


→ **116.026.QD.1**
Plate: Black chrome
Material: Die-cast zinc



→ **116.026.QF.1**
Plate: Brass
Material: Die-cast zinc

Flush technology:
manual



→ **116.016.00.5**
Plate: Customised surface
Material: Die-cast zinc



→ **116.016.11.5**
Plate: White alpine
Material: Die-cast zinc



→ **116.016.DW.5**
Plate: Jet black
Material: Die-cast zinc



→ **116.016.GH.5**
Plate: Brushed chrome
Material: Die-cast zinc



→ **116.016.SD.5**
Plate: Smoked glass reflective
Material: Die-cast zinc



→ **116.016.SE.5**
Plate: Green sanitised
Material: Die-cast zinc



→ **116.016.SQ.5**
Plate: Umber glass
Material: Die-cast zinc



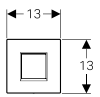
→ **116.016.JK.5**
Plate: Lava glass
Material: Die-cast zinc



→ **116.016.JL.5**
Plate: Sand grey glass
Material: Die-cast zinc

Type 30

Flush technology:
sensor



→ **116.027.KH.1**
Plate: Bright chrome
Material: Die-cast zinc



→ **116.027.KJ.1**
Plate: White alpine
Material: Die-cast zinc



→ **116.027.KM.1**
Plate: Black
Material: Die-cast zinc



→ **116.017.KH.1**
Plate: Bright chrome
Stripes: Matt chrome
Material: Plastic



→ **116.017.KJ.1**
Plate: White alpine
Stripes: Bright chrome
Material: Plastic



→ **116.017.KK.1**
Plate: White alpine
Stripes: Gold
Material: Plastic



→ **116.027.KX.1**
Plate: Brushed chrome
Material: Die-cast zinc



→ **116.027.JQ.1**
Plate: Matt chrome,
Easy-to-clean coated
Material: Die-cast zinc

NEW



→ **116.027.16.1**
Plate: Black matt
Material: Die-cast zinc

NEW



→ **116.017.KL.1**
Plate: White alpine
Stripes: Matt chrome
Material: Plastic



→ **116.017.KM.1**
Plate: Black
Stripes: Bright chrome
Material: Plastic



→ **116.017.16.1**
Plate: Black matt
Material: Plastic

NEW



→ **116.037.16.1**
Plate: Black matt
Material: Die-cast zinc

NEW



→ **116.017.DW.1**
Plate: Jet black
Material: Plastic

NEW



→ **116.017.JQ.1**
Plate: Matt chrome-coated,
Easy-to-clean coated
Material: Plastic

NEW

Type 10

Flush technology:
sensor



→ **116.025.KH.1**
Plate: Brushed chrome
Ring: Matt chrome
Material: Die-cast zinc



→ **116.025.KJ.1**
Plate: White
Ring: Bright chrome
Material: Die-cast zinc



→ **116.025.KK.1**
Plate: White
Ring: Gold
Material: Die-cast zinc



→ **116.025.KL.1**
Plate: White
Ring: Matt chrome
Material: Die-cast zinc



→ **116.025.KM.1**
Plate: Black
Ring: Bright chrome
Material: Die-cast zinc



→ **116.025.SN.1**
Plate: Brushed
Ring: Polished
Material: Stainless steel



NEW

→ **116.025.16.1**
Plate: Black matt-coated, Easy-to-clean coated
Material: Stainless steel



NEW

→ **116.025.DW.1**
Plate: Jet black
Material: Stainless steel



NEW

→ **116.025.JQ.1**
Plate: Matt chrome-coated, Easy-to-clean coated
Ring: Bright chrome-plated
Material: Stainless steel

Flush technology:
manual



→ **116.015.KH.1**
Plate: Bright chrome
Ring: Matt chrome
Material: Plastic



→ **116.015.KJ.1**
Plate: White
Ring: Bright chrome
Material: Plastic



→ **116.015.KK.1**
Plate: White
Ring: Gold
Material: Plastic



→ **116.015.KL.1**
Plate: White
Ring: Matt chrome
Material: Plastic



→ **116.015.KM.1**
Plate: Black
Ring: Bright chrome
Material: Plastic



NEW

→ **116.015.JQ.1**
Plate: Matt chrome-coated, Easy-to-clean coated
Rings: Bright chrome-plated
Material: Plastic



→ **116.015.SN.1**
Plate: Brushed
Ring: Polished
Material: Stainless steel



NEW

→ **116.015.16.1**
Plate: Black matt coated, Easy-to-clean coated
Material: Stainless steel



NEW

→ **116.015.DW.1**
Plate: Jet black
Rings: Matt black
Material: Stainless steel



NEW

→ **116.035.JQ.1**
Plate: Matt chrome, Easy-to-clean coated
Ring: Bright chrome-plated
Material: Die-cast zinc

Type 01

Flush technology:
sensor



→ **116.021.11.5**
Plate: White alpine
Material: Die-cast zinc



→ **116.021.21.5**
Plate: Bright chrome
Material: Die-cast zinc



NEW

→ **116.021.JQ.5**
Plate: Matt chrome, Easy-to-clean coated
Material: Die-cast zinc



→ **116.011.11.5**
Plate: White alpine
Material: Plastic



→ **116.011.21.5**
Plate: Bright chrome
Material: Plastic



NEW

→ **116.011.JQ.5**
Plate: Matt chrome
Easy-to-clean coated
Material: Plastic

GEBERIT SENSOR TAP



Deck-mounted Sensor Tap

Brenta



With exposed function box
Battery / Mains operation

→ **116.174.21.1**
Battery operation
Surface: Bright chrome

→ **116.172.21.1**
Mains operation
Surface: Bright chrome



With concealed function box
Battery / Mains operation

→ **116.194.21.1**
Battery operation
Surface: Bright chrome

→ **116.192.21.1**
Mains operation
Surface: Bright chrome

Piave



With exposed function box
Battery / Mains operation

→ **116.164.21.1**
Battery operation
Surface: Bright chrome

→ **116.162.21.1**
Mains operation
Surface: Bright chrome



With concealed function box
Battery / Mains operation

→ **116.184.21.1**
Battery operation
Surface: Bright chrome

→ **116.182.21.1**
Mains operation
Surface: Bright chrome

Wall-mounted Sensor Tap

Brenta



With concealed function box
Battery / Mains operation

→ **116.274.21.1**
Battery operation
Surface: Bright chrome
Length: 17cm

→ **116.272.21.1**
Mains operation
Surface: Bright chrome
Length: 17cm



With concealed function box
Battery / Mains operation

→ **116.294.21.1**
Battery operation
Surface: Bright chrome
Length: 22cm

→ **116.292.21.1**
Mains operation
Surface: Bright chrome
Length: 22cm

Piave



With concealed function box
Battery / Mains operation

→ **116.264.21.1**
Battery operation
Surface: Bright chrome
Length: 17cm

→ **116.262.21.1**
Mains operation
Surface: Bright chrome
Length: 17cm



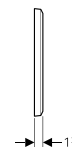
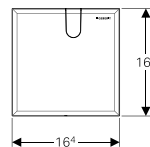
With concealed function box
Battery / Mains operation

→ **116.284.21.1**
Battery operation
Surface: Bright chrome
Length: 22cm

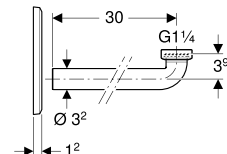
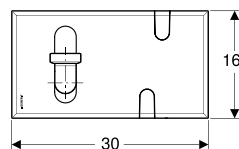
→ **116.282.21.1**
Mains operation
Surface: Bright chrome
Length: 22cm

Cover Plate

→ **116.425.11.1**
White alpine
For concealed function box



→ **116.426.11.1**
White alpine
For concealed function box and concealed trap

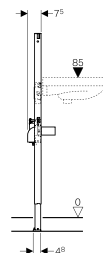
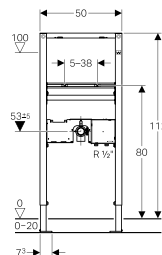


ACCESSORIES FOR WASHBASIN

Duofix Element for Washbasin

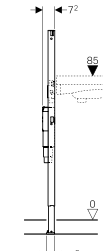
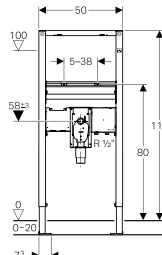
For Deck-mounted tap

→ **111.553.00.1**
 Height: 112cm
 Deck-mounted tap
 With concealed function box



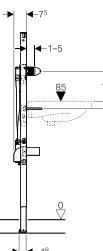
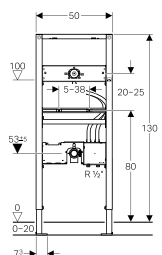
For Deck-mounted tap

→ **111.563.00.1**
 Height: 112cm
 Deck-mounted tap
 With concealed function box and
 concealed trap

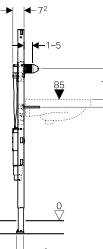
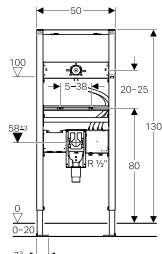


For Wall-mounted tap

→ **111.560.00.1**
 Height: 130cm
 Wall-mounted tap
 With concealed function box

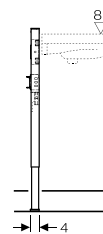
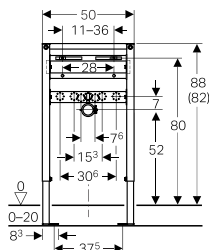


→ **111.562.00.1**
 Height: 130cm
 Wall-mounted tap
 With concealed function box and
 concealed trap

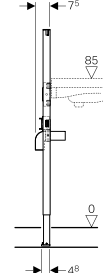
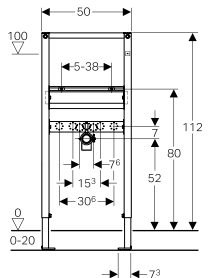


For Washbasin ceramics

→ **224.059.00.1**
 Height: 88cm
 For wall-hung basin



→ **111.434.00.1**
 Height: 112cm
 For wall-hung basin



■ GEBERIT



Geberit Bathroom Series
Online Catalogue

→ Geberit ONE vanity basin

GEBERIT BATHROOM COLLECTION

JUST LIKE PORCELAIN SKIN



←

BATHROOM CERAMICS PLANE AND GLAZED

Geberit에서 다양한 욕실 제품을 만나보세요. Geberit 제품은 화장실 곰팡이 제거와 찌든 때 제거에 효과적인 KeraTect 특수 유약처리로 만들어졌습니다. 또한, Rimfree 양변기로 위생관리가 더욱 용이하여 쾌적한 욕실을 유지할 수 있습니다.

CUTTING A FINE FIGURE:

- 다양한 제품들이 준비되어 있습니다.
- Geberit 제품은 오래 사용할 수 있는 튼튼한 품질로 만들어졌습니다.
- 특별한 KeraTect 코팅을 사용했습니다.
- 위생적인 제품으로 쾌적한 욕실을 유지할 수 있습니다.



- Rimfree 양변기는 청소가 용이합니다.
- 양변기 속 숨겨진 공간이 없어 일반 양변기보다 더욱 위생적입니다.





→ Geberit Acanto



→ Geberit Smyle



→ Geberit Selnova



→ Geberit Senya



→ Geberit Bambini



→ Geberit Publica






GEBERIT INSTALLATION SYSTEMS

A DIRECT PATH TO THE SANITARY WALL

Geberit GIS 시스템은 프로파일(아연도금 파이프)과 전용 연결 부속을 사용하여 현장에서 빠르게 설치할 수 있습니다.



↑
한번에 최대 4개의 Geberit GIS 프로파일을 절단할 수 있습니다.

프로파일에 있는 연결 부위에 각 부품을 빠르고 안정적으로 설치할 수 있는 최적의 제품입니다. Geberit 프로파일과 연결 부속은 용접 및 특수 장비 없이 설치될 수 있습니다.



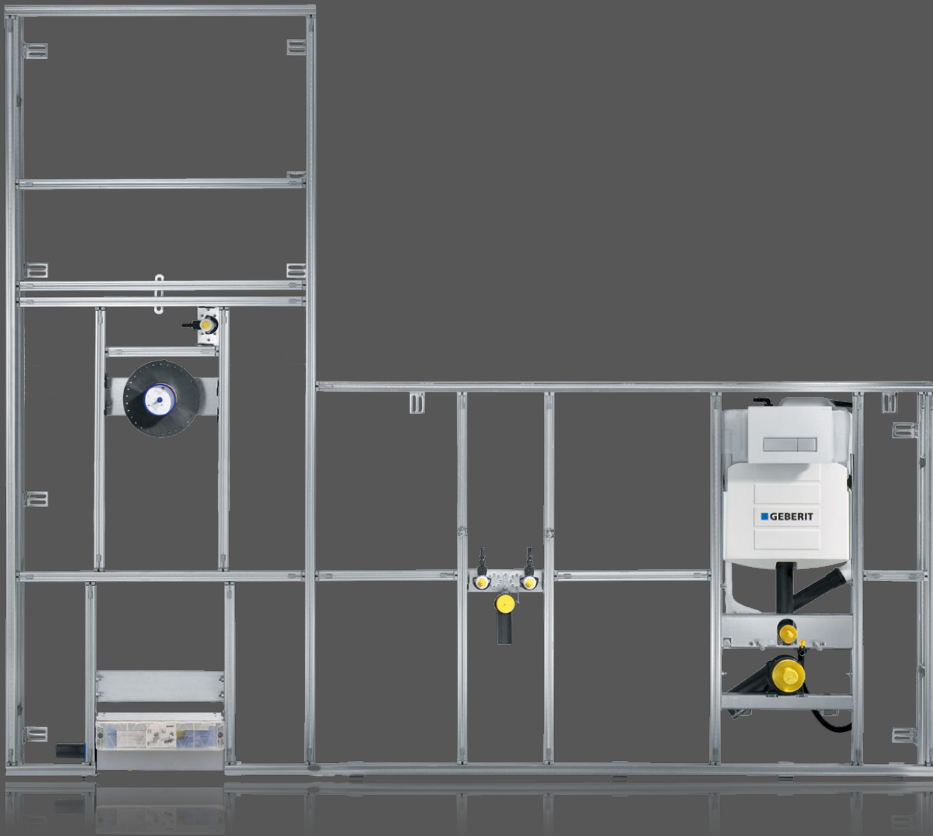
↑
Geberit GIS 프로파일 설치: 단 한번의 클릭으로 모든 것이 설치됩니다.



↑
코르크 방음 베이스가 부착된 Geberit GIS mounting bracket은 벽매립 시스템의 안정적인 설치와 방음 효과를 제공합니다.



↑
Geberit GIS는 빠르고 안정적으로 설치됩니다.



←
 민벽 또는 선반 형태의 벽구조물에
 Geberit GIS 설치 시스템이 설치될
 경우 경제적이며 빠르고 안전하게
 설치가 가능합니다.

Geberit GIS는 다양한 욕실 벽구조물에 빠르고 안정적이며 경제적인 설치가 가능합니다. 다양한 검사와 표준 인증을 거친 방음 및 방화 기능도 포함되어 있습니다.



FOR UNIVERSAL USE

Geberit GIS는 다양한 구조의 욕실에 설치 할 수 있습니다. 작은 욕실부터 큰 욕실까지, 각각 현장 조건에 맞게 설치가 가능합니다.

TOOL-FREE INSTALLATION

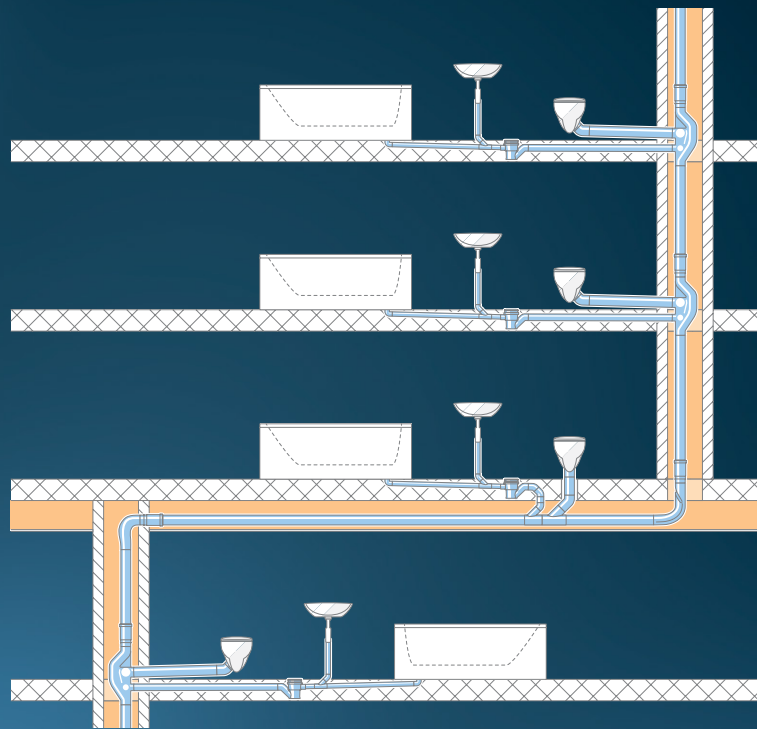
Geberit GIS는 별도의 도구 없이 설치 가능하며, 구조적으로 타협하지 않으면서 합리적인 욕실 솔루션의 기준을 제공합니다.



1 Geberit GIS는 다양한 구조의 욕실에 설치 할 수 있습니다.
 2 Geberit GIS를 설치하여 욕실을 다양하게 디자인 할 수 있습니다.



- 더 넓은 생활 공간
- 간단한 설계와 쉬운 시공
- 보다 작은 입상관경
- 무통기 배관 시스템
- 무구배 수평관(최대 6미터)



↑
Geberit SuperTube saves space in every direction.

* Up to 6 metres

DRAINING AT THE HIGHEST STAGE



↑
GEBERIT HDPE
THE MULTI-PURPOSE SOLUTION

Geberit HDPE 배수 시스템은 최적의 성능을 제공합니다. 열융착 방식으로 쉽게 연결 할 수 있으며, 내화학성, 내열성, 내충격성 뿐만 아니라 콘크리트에 매립하여 설치 할 수 있는 수준의 완벽한 방수성과 매우 높은 강도를 보증합니다. Geberit HDPE 파이프는 사전 제작된 각각의 배관 시스템을 현장에서 간단하게 연결하고 시공 함으로서 공정 단축 및 비용 절감에 기여합니다. 또한 사전 제작된 HDPE 배관 시스템은 무게가 가벼워 현장에서 운반이 매우 용이합니다.

REASONS FOR GEBERIT HDPE:

- 내충격 및 쉬운 설치
- 완벽한 누수 방지 기능
- 강한 내화학성 및 내열성
- 다양한 범위의 배관 관경
- 콘크리트 매립 시공 가능
- 선조립 가능



↑
GEBERIT SUPERTUBE
THE SPACE-GAINING SYSTEM

Geberit SuperTube 시스템은 각 구성 요소간의 완벽한 상호작용을 기반으로 작동되는 무통기 배수 시스템 입니다. 특허받은 3개의 피팅 제품과 높은 하중 지지능력이 검증된 Geberit HDPE 배관이 결합된 혁신적인 배수 시스템이며 영구적으로 완벽하게 융착되어 누수 걱정이 없습니다.

GEBERIT SUPERTUBE PROS:

- 고층 건물을 위한 무통기 배수 시스템
- 최대 40% 까지 더 넓어지는 생활 공간 활용
- 수평 배관*
- Geberit HDPE, Silent-db20와 호환
- 간편한 설계 및 설치
- 작은 관경의 배관 사용
- 별도 통기배관 설치 필요 없음
- 기존 배수 배관 시스템 보다 뛰어난 경제성



↑
GEBERIT SILENT-DB20
MUTED SOUNDS

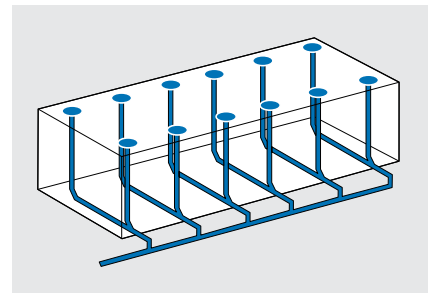
Geberit Silent db20은 미네랄 강화 HDPE(Mineral Reinforced HDPE) 소재로 생산되어 뛰어난 방음효과를 자랑하며 방음 및 자외선 차단 성능이 뛰어 납니다. 배관의 주름 디자인은 배관내 유체 흐름의 완충작용을 통해 진동을 감소시켜 최소화 시킵니다.

THE SOUND OF SILENCE:

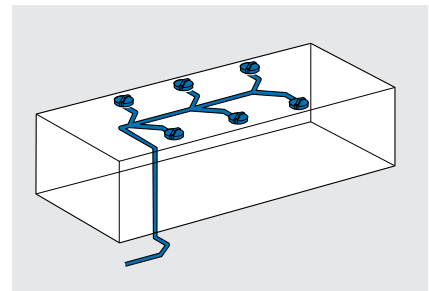
- Geberit HDPE와 동일한 특성
- 뛰어난 방음 효과
- 다양한 규격의 배관 및 피팅
- 유체 역학 최적의 피팅
- 영구적인 수명과 안정성

GEBERIT ROOF DRAINAGE SYSTEM

THE EFFECTIVE RAIN SOLUTION



↑
중력식 우배수 시스템



↑
Geberit Pluvia 사이포닉 우배수 시스템

NOT AFRAID OF CATS AND DOGS

Geberit Pluvia 사이포닉 우배수 시스템에는 Geberit HDPE 로 만든 지붕 아웃렛과 배관 및 피팅류가 포함됩니다. 기존 중력식 우배수 방법과 달리 Geberit Pluvia 시스템은 사이펀(음압) 현상을 발생시켜 빠른 속도로 배수 되는 시스템입니다. 배수관 내에 물이 가득차게 되면 음압을 형성하여 빗물을 빠른 속도로 빨아 들입니다. 또한 빠른 유속에 의해 배관 내의 자정 작용을 항상 시킵니다.

Geberit Pluvia 시스템은 기존 중력식 우수 배관 시스템 보다 작은 관경을 사용하고 최소한의 입상 배관과 지하 배관을 사용하기 때문에 비용과 설치 시간면에서 효과적입니다.

Geberit Pluvia 시스템은 수평 배관의 구배 없이 설치 할 수 있습니다.


Geberit ProPlanner(우수배관 설계 프로그램)을 사용 하여 설계 단계 부터 공정을 단순화 하고 시공 시간을 단축 할 수 있는 가장 이상적인 우배수 시스템의 전과정을 지원합니다.

지붕의 종류에 따른 다양한 용량의 Geberit Pluvia 아웃렛이 설치 가능합니다. Geberit Pluvia 우배수 시스템과 함께 효과적이며 경제적인 건축물을 설계 할 수 있습니다.

10 GOOD REASONS TO GO FOR GEBERIT PLUVIA

- 광범위한 적용성
- 공간 절약
- 지붕 아웃렛 수량 최소화
- 설치 비용 절약
- 현장 시공 시간 단축
- 사이펀 현상을 활용한 시스템
- 입상 배관 최소화
- 작은 배관 관경 사용
- 지하 배관 및 맨홀 갯수 단축
- 모든 종류의 지붕 디자인에 적용 가능

- 35년 이상의 경험
- 공장, 창고, 쇼핑몰, 공항, 호텔, 스포츠 센터 등 각종 지붕 디자인 설계에 적용 가능
- 높은 안정성 및 뛰어난 내구성
- 가벼운 무게





- 피팅류, 배관 및 압착 도구로 최적화된 급수 배관 시스템
- 안전 설치: 압착 연결 되지 않은 연결 구간의 분명한 식별 가능
- 엄격한 품질 요구 조건으로 누수 없이 영구적인 사용
- 특수 피팅을 사용하여 배관 변경 용이

GEBERIT SUPPLY SYSTEMS

SIMPLY CONNECTED



↑
**DON'T STRESS. PRESS.
EASY ASSEMBLING**

배관을 설치할 때는 안전성과 내구성을 바탕으로 빠른 설치가 최우선 과제입니다. Geberit Mapress와 Geberit Mepla는 이러한 필요 조건에 완벽히 적합한 급수 배관 시스템입니다. 다양한 피팅류를 사용하여 다른 배관 시스템과도 문제 없이 설치가 가능합니다.



↑
**GEBERIT MAPRESS
THE ALL-ROUND TALENT**

위생이나 온도, 압력, 부식에 관해서는 주거 뿐만 아니라 산업 설비에서도 그 가치가 입증된 Geberit Mapress Stainless Steel이 언제나 후회 없는 선택을 보장합니다. Geberit Mapress Stainless Steel은 스프링클러 시스템에 사용되기 위한 VdS 승인을 포함, 모든 관련된 국제적인 인증을 받은 제품입니다.

THE ALLROUND TALENT:

- 높은 수준의 식수 위생 및 높은 하중 지지능력 요구 환경에 사용 가능
- 강한 내화학 및 내열성
- 4가지 종류의 Seal ring 을 사용하여 다양한 산업 분야에 적용 가능
- 압착 연결 되지 않은 연결 구간의 분명한 식별 가능
- 다양한 관경: 12~108 mm 11종 규격, 약 500여개의 피팅류
- Geberit Mepla 및 다른 Geberit Mapress 제품 소재와 호환 연결 가능



↑
**GEBERIT MEPLA
THE VERSATILE OPTION**

Geberit Mepla 배관은 플라스틱과 금속의 장점들을 결합한 3중 복합(PExb -알루미늄 - HDPE) 급수 배관 시스템 입니다. 배관 내부층은 부식 방지 및 위생 안전을 위해 PExb 재질로 되어 있으며 중간층은 안정적이며 보다 쉽게 벤딩을 할 수 있는 알루미늄 재질로 되어 있습니다. 또한 외부층은 부식 및 내충격성에 강한 HDPE 재질로 배관을 감싸고 있습니다. 배관 연결 피팅류들은 압착 방식으로 연결 되어 누수 없이 안전하게 사용 할 수 있는 강한 압착력을 보장합니다. Geberit Mepla의 다양한 장점들로 인해 음용수 뿐만 아니라 다양한 산업 분야에 사용되고 있습니다.

FAST AND FLEXIBLE:


- 안정적이고 유연하며 강한 내부식성
- 압착 되지 않은 연결 구간의 분명한 식별 가능
- 압력에 높은 저항성
- 배관 연결 부위의 완벽한 위생적 결합
- 내화학성 및 내열성
- 음용수 품질에 적합
- 특수 피팅을 사용하여 배관 변경 용이
- Geberit Mapress 에 연결 가능

Geberit Korea

서울시 강남구 논현로 128길 20
3층 301호 (06105)

전화: 02-543-4166
팩스: 02-543-4123
sales.kr@geberit.com

www.geberit.co.kr



Geberit Online Catalogue